



GTI™ SE 170

More convenience and comfort
for days of family fun.

KEY FEATURES

- Rotax® 1630 ACE™ – 170
- GTI™ Hull
- Tech Package: BRPAudio – Premium System and iDF – Intelligent Debris-Free System (optional)
- iBR® – Intelligent Brake & Reverse
- Variable Trim System (VTS™)
- Slow mode/speed regulator
- Boarding ladder
- Two color options



-  NEW Teal Blue and Manta Green
-  Ice Metal and Neon Mint

CAPACITY

Rider Capacity	3
Weight Capacity	272 kg
Fuel Capacity	70 L
Glove Box	8.8 L
Front Bin	144 L
Storage Capacity – Total	152.8 L

DIMENSIONS

Length (bumper to bumper)	331.8 cm
Width	125 cm
Height	113.7 cm

HULL

Type	GTI™ Hull
Material	Polytec™ Gen 2

OTHER FEATURES

- Ergolock™ two-piece touring seat
- Seat strap
- RF D.E.S.S.™ key
- Large front storage
- Watertight phone compartment
- LinQ® attachment system
- Wide-angle mirrors
- Handle grips with palm rest
- Footwell carpets
- Large swim platform
- Tow hook

ROTAX® ENGINE

1630 ACE™ – 170

Model	GTI SE 170
Intake System	Naturally aspirated
Displacement	1,630 cc
Cooling	Closed-Loop Cooling System (CLCS)
Reverse System	Electronic iBR®*
Fuel Type	95 octane
Throttle System	iTC™ (Intelligent Throttle Control)
Exhaust System	D-Sea-Be™ system

GAUGE

Type of Gauge	4.5" digital display	
Main Functions	<ul style="list-style-type: none"> • Speedometer • RPM • Clock 	<ul style="list-style-type: none"> • VTS™ • Vehicle hour
iTC System – Mode	<ul style="list-style-type: none"> • Sport mode • ECO® mode 	<ul style="list-style-type: none"> • Slow mode • Speed regulator

WEIGHT

Dry Weight	336 kg
	345 kg (w/ sound system)

WARRANTY

BRP limited warranty covers the watercraft for two years.

*Electronic brake, neutral and reverse.



GTI™ SE 170

● Ice Metal and Neon Mint



GTI™ SE 170

● NEW Teal Blue and Manta Green

ΣΤΗΝ ΕΥΡΩΠΗ ΔΕΝ ΔΙΑΤΙΘΕΤΑΙ ΧΩΡΙΣ ΗΧΟΣΥΣΤΗΜΑ

FEATURE HIGHLIGHTS



BRP Audio – Premium System (optional)

An industry-first manufacturer-installed truly waterproof Bluetooth® audio system.



Swim Platform With Integrated LinQ System

Exclusive quick-attach system on a large swim platform that allows for easy installation of accessories.




iDF – Intelligent Debris-Free Pump System (optional)

An innovative, industry-first system that allows you to free your pump of weeds and debris with intuitive handlebar-activated controls.



Rotax® 1630 ACE™ – 170 Engines

Enjoy plenty of pep and great fuel economy with the 1630 ACE – 125kW (170hp), the most powerful naturally aspirated engine in the Sea-Doo® lineup.



GTI™ Hull

This moderate V-shaped hull guarantees a stable, enjoyable ride in variable water conditions. Confident, predictable handling but incredibly playful when you want it to be.



Boarding Ladder

Makes boarding from the water easier and quicker.